

October 15, 2010

**In the Matter of the Proposal of
Inveridge Development Corp. & 844712 Alberta Ltd.**

To the Creditors of **Inveridge Development Corp. & 844712 Alberta Ltd.**

Attached are the following documents:


- Notice of Final Dividend & Application for Discharge for Trustee
- Taxed Statement of Receipts & Disbursements (“*R&D*”)
- Dividend Sheet

The final dividend will be paid after the expiration of 15 days following the date of the Notice. Any objection to the final *R&D* and dividend sheet must be filed with the registrar at the Court of Queen’s Bench prior to October 30, 2010.

For those creditors who invested through their RRSP controlled by Olympia Trust Company (“*Olympia*”), your dividend will be paid directly to *Olympia* to your account. Please contact Lynn Crichton at 403-261-8450 to discuss future plans for your dividend funds.

Should you have any questions, please contact the writer.

Yours very truly,
Alger & Associates Inc.,



Guy Odhams, CA•CIRP

Senior Vice President
T 403 296 3143
godhams@alger.ca

Enclosure

District of: Alberta
Division No. 02 - Calgary
Court No. 25-093464
Estate No. 25-093464

FORM 11
Notice of Final Dividend and Application for Discharge of Trustee
(Paragraph 152(5)(c), Rule 61)


In the matter of the proposal of
Inveridge Development Corp. & 844712 Alberta Ltd.

Take notice that:

1. A final dividend sheet has been prepared. There is enclosed with this form a copy of the dividend sheet and a copy of our final statement of receipts and disbursements as taxed.
2. The final dividend will be paid after the expiration of 15 days following the date of the mailing of this notice.
3. Notice of objection of the final statement and dividend sheet must be filed with the registrar, at 601 - 5th Street SW, Calgary, Alberta before the 30th day of October 2010, and a copy of the notice served on the undersigned. The notice must state the reasons for the objection.
4. We will apply to the court on the 15th day of December 2010, at the hour of 2:00 o'clock PM, or so soon thereafter as the motion can be heard, for an order of discharge with respect to the above-mentioned estate and for a release of the security provided by us pursuant to subsection 16(1) of the Act.
5. Notice of objection to the discharge, setting out the reasons for opposition, must be filed with the registrar, at 601 - 5th Street SW, Calgary, Alberta at least five days before the date of the hearing, and a copy of the notice must be served on us within those five days.

Dated at the city of Calgary in the Province of Alberta, this 15th day of October 2010.

Alger & Associates Inc. - Trustee



400, 602 - 11 Avenue SW
Calgary AB T2R 1J8
Phone: (403) 298-5800



IN THE MATTER OF THE PROPOSAL OF
INVERIDGE DEVELOPMENT CORP. & 844712 ALBERTA LTD.
TRUSTEE'S REVISED FINAL STATEMENT OF RECEIPTS AND DISBURSEMENTS
FOR THE PERIOD FROM OCTOBER 12TH, 2006 TO JULY 31, 2010

Receipts

Proceeds from sale of Real Estate	\$ 1,242,211.62
DIP Financing - Prof. fees and disbursements of the Trustee and the Trustee's legal counsel.	106,050.50
Proposal Funds	4,000.00
Interest	278.04
	<u>1,352,540.16</u>

Disbursements

Trustee's Fees	81,332.35
Trustee's Disbursements	7,994.87
GST on Trustee's Fees and Disbursements	5,402.44
Legal fees	6,156.75
Legal fees - Levy Issue	20,000.00
Filing fee	150.00
Court fee	150.00
Computer services	47.50
GST on Legal Fees & disbursements	1,371.79
	<u>122,605.70</u>

Amount Available for Distribution \$ 1,229,934.46

Unsecured Creditors - Inveridge Mortgage II	
Proved claims of	\$3,988,702.38
Dividend	\$1,225,934.46
Less: Levy	52,702.22
Payment to Inveridge Mortgage II	<u>\$1,278,636.69</u>

Unsecured Creditors

Proved Claims of:	<u>\$ 524,518.04</u>
Dividend	\$ 4,000.00
Less Levy	\$ 171.96
Total Payment to Creditors	<u>\$ 4,171.96</u>

**IN THE MATTER OF THE PROPOSAL OF
INVERIDGE DEVELOPMENT CORP. & 844712 ALBERTA LTD.
TRUSTEE'S REVISED FINAL STATEMENT OF RECEIPTS AND DISBURSEMENTS
FOR THE PERIOD FROM OCTOBER 12TH, 2006 TO JULY 31, 2010**

Notes

- 1 There were five inspectors appointed for this estate.
- 2 Filing fees payable to the Office of the Superintendent of Bankruptcy and the Court of Queen's Bench of Alberta were paid from the DIP Financing.
- 3 The Trustee's professional fees and disbursements were paid directly from the DIP Financing and approved by the Inspectors. The Trustee stopped charging fees to this file in June 2007.
- 4 The legal fees have been approved by the inspectors and taxed.
- 5 Alger & Associates Inc. was appointed as Agent in respect of Inveridge Mortgage II Ltd., which appointment was approved by the Inspectors. An independent legal opinion was obtained with respect to the security held by Inveridge Mortgage II Ltd.
- 6 Mr. Dennis Besler, principal of Inveridge Development Corp., provided an indemnity with respect to the Trustee's professional fees and disbursements.
- 7 The proceeds from the Sale of the Property were initially held by the administrator of Inveridge Mortgage II as it was believed that there was no Superintendent's levy payable on amounts paid to Inveridge Mortgage II. An interim distribution was made by the administrator of Inveridge Mortgage II in January 2008 in the amount of \$1,100,000 and overseen by the Agent and Trustee. The Trustee has been advised that all of the cheques from this distribution cleared the bank and the Trustee has not had any contact from any creditors about any non-payment of the interim distribution.
- 8 The Superintendent of Bankruptcies took the position that a levy was required for payments made to Inveridge Mortgage II. Based on legal advice received, the Inspectors approved a challenge to the Superintendent's position. The Court ruled in the favour of the Superintendent.
- 9 During the challenge process, the balance of the proceeds of sale were transferred to the Trustee's bank account.
- 10 This Statement of Receipts and Disbursements has been revised to reflect what should have occurred given the Court ruling in favour of the Superintendent of Bankruptcy.

IN THE MATTER OF THE PROPOSAL OF
INVERIDGE DEVELOPMENT CORP. & 844712 ALBERTA LTD.
TRUSTEE'S REVISED FINAL STATEMENT OF RECEIPTS AND DISBURSEMENTS
FOR THE PERIOD FROM OCTOBER 12TH, 2006 TO JULY 31, 2010

Dated at the City of Calgary in the Province of Alberta, this 1st day of September 2010.

Alger & Associates Inc.

Per: 

Inspectors

Per: _____
Mr. John Mulzer


Per: _____
Mr. Christopher Steeves

Per: _____
Mr. James Charnock

Per: _____
Ms. Candi McKee

Per: _____
Ms. Leanne Anderson

Taxed at the sum of \$ 91,332.35 this 29 day of Sept, 2010



Registrar

Dividend Sheet
In the Matter of the Proposal of
Inveridge Development Corp. & 844713 Alberta Ltd.

	Claim	Interim Dividend	Final Dividend	Total Dividends	Levy	Final Payment
Unsecured						
B.C. Hydro	83.88	0.00	0.64	0.64	0.03	0.61
Beiramar Development Corp.	362,982.73	0.00	2,768.12	2,768.12	119.00	2,649.12
Buchanan Barry LLP	4,273.17	0.00	32.59	32.59	1.40	31.19
Fin-Wall Site Services Ltd.	498.20	0.00	3.80	3.80	0.16	3.64
Strata Corp. NES 2500	156,336.32	0.00	1,192.23	1,192.23	51.25	1,140.98
Telus Communications Inc.	343.74	0.00	2.62	2.62	0.11	2.51
Sub-Total:	524,518.04	0.00	4,000.00	4,000.00	171.96	3,828.04
Inveridge Mortgage II						
1048798 Alberta Ltd.	134,645.48	37,132.38	4,251.13	41,383.52	1,779.05	2,472.08
1048798 Alberta Ltd.	105,479.45	29,089.01	3,330.28	32,419.29	1,393.69	1,936.59
808803 Alberta Ltd.	66,630.94	18,375.41	2,103.72	20,479.13	880.39	1,223.34
Aitken, Norma	6,670.14	1,839.48	210.59	2,050.08	88.13	122.46
Alfredson, Donna	6,670.14	1,839.48	210.59	2,050.08	88.13	122.46
Andersen, Gordon D	6,670.14	1,839.48	210.59	2,050.08	88.13	122.46
Anderson, Leanne	20,010.41	5,518.45	631.78	6,150.23	264.40	367.39
Anderson, Leanne	122,730.52	33,846.49	3,874.94	37,721.43	1,621.62	2,253.32
Anderson, Leanne	21,163.84	5,836.54	668.20	6,504.74	279.64	388.57
Anhorn, Jodi	6,670.14	1,839.48	210.59	2,050.08	88.13	122.46
Ahadi, Ruth	13,761.10	3,795.02	434.48	4,229.50	181.82	252.65
Argue, Ruth N.	6,670.14	1,839.48	210.59	2,050.08	88.13	122.46
Babcock, Shannon	9,338.19	2,575.28	294.83	2,870.11	123.38	171.45
Bartlett, Brian H.	8,004.16	2,207.38	252.71	2,460.09	105.76	146.96
Bellusci, Giuseppe & Lida	6,670.14	1,839.48	210.59	2,050.08	88.13	122.46
Bellusci, Lorenzo & Giuseppe	12,906.30	3,559.29	407.49	3,966.77	170.53	236.96
Bellusci, Lorenzo & Philippa	6,670.14	1,839.48	210.59	2,050.08	88.13	122.46
Bertram, Daniel	6,670.14	1,839.48	210.59	2,050.08	88.13	122.46
Bertram, Daniel	6,670.14	1,839.48	210.59	2,050.08	88.13	122.46
Bjornson, Charlotte L.	6,627.40	1,827.70	209.25	2,036.94	87.57	121.68
Blust, Adrian	13,328.59	3,675.74	420.82	4,096.56	176.11	244.71
Bobrowicz, Gregory	27,835.07	7,676.33	878.83	8,555.16	367.78	511.05
Bodie, Gordon C.	6,556.71	1,808.20	207.01	2,015.22	86.63	120.38
Bond, Rory	6,670.14	1,839.48	210.59	2,050.08	88.13	122.46
Borisenko, Cheryl	10,759.45	2,967.23	339.71	3,306.94	142.16	197.54
Botsford, Alan W.	65,336.99	18,018.56	2,062.87	20,081.44	863.29	1,199.58
Botsford, Barbara L.	15,680.88	4,324.46	495.09	4,819.55	207.19	287.90
Bracken, William & Maureen	13,340.27	3,678.97	421.19	4,100.15	176.26	244.93
Branden, Gordon	6,670.14	1,839.48	210.59	2,050.08	88.13	122.46
Branden, Kenneth	16,008.33	4,414.76	505.43	4,920.19	211.52	293.91
Branden, Rudy L.	8,002.19	2,206.84	252.65	2,459.49	105.73	146.92
Bright, Sharon	6,670.14	1,839.48	210.59	2,050.08	88.13	122.46

Dividend Sheet
In the Matter of the Proposal of
Inveridge Development Corp. & 844713 Alberta Ltd.

	Claim	Interim Dividend	Final Dividend	Total Dividends	Levy	Final Payment
Brown, Karen D	9,338.19	2,575.28	294.83	2,870.11	123.38	171.45
Bruce, Blanche A	7,711.67	2,126.72	243.48	2,370.19	101.89	141.59
Bruce, George B	9,412.71	2,595.83	297.19	2,893.01	124.37	172.82
Burke, Raymond D.	6,663.37	1,837.62	210.38	2,048.00	88.04	122.34
Burnside, Diane C.	6,668.49	1,839.03	210.54	2,049.57	88.11	122.43
Campbell, Donald	6,556.71	1,808.20	207.01	2,015.22	86.63	120.38
Campbell, Hugh	6,666.25	1,838.41	210.47	2,048.88	88.08	122.39
Campbell, Hugh	6,670.14	1,839.48	210.59	2,050.08	88.13	122.46
Campbell, Jo-Ann	9,147.18	2,522.60	288.80	2,811.40	120.86	167.94
Campbell, Jo-Ann	6,533.70	1,801.86	206.29	2,008.14	86.33	119.96
Cawthorn, Carmela T.	6,670.14	1,839.48	210.59	2,050.08	88.13	122.46
Chapman, Currie	13,340.27	3,678.97	421.19	4,100.15	176.26	244.93
Colter, Clayton	9,328.33	2,572.56	294.52	2,867.08	123.25	171.27
Colter, Lois	13,325.63	3,674.93	420.73	4,095.66	176.07	244.66
Conrad, Chadwick E.	6,602.74	1,820.90	208.47	2,029.36	87.24	121.23
Conrad, Chadwick E.	6,670.14	1,839.48	210.59	2,050.08	88.13	122.46
Conrad, Douglas	6,586.30	1,816.36	207.95	2,024.31	87.02	120.92
Davies, Kim	13,340.27	3,678.97	421.19	4,100.15	176.26	244.93
Davies, Leslie	10,672.22	2,943.17	336.95	3,280.12	141.01	195.94
DeMarsh, Dorothy M.	6,670.14	1,839.48	210.59	2,050.08	88.13	122.46
Devaney, John R.	12,006.25	3,311.07	379.07	3,690.14	158.64	220.43
Dimnik, Leo	8,004.16	2,207.38	252.71	2,460.09	105.76	146.96
Donhauser, Pius	25,346.52	6,990.04	800.26	7,790.30	334.90	465.36
Downey, Charles	10,669.59	2,942.45	336.87	3,279.32	140.98	195.89
Dunn, Ivy	9,338.19	2,575.28	294.83	2,870.11	123.38	171.45
Dunne, Stephen	6,670.14	1,839.48	210.59	2,050.08	88.13	122.46
Durda, Darrin	8,004.16	2,207.38	252.71	2,460.09	105.76	146.96
Durda, Darrin	9,335.89	2,574.64	294.76	2,869.40	123.35	171.41
Eger, Brian	6,661.92	1,837.22	210.34	2,047.55	88.02	122.31
Eng, Nancy	8,004.16	2,207.38	252.71	2,460.09	105.76	146.96
Evans, Theodore	26,680.55	7,357.93	842.38	8,200.31	352.53	489.85
Fahr, Dawn M.	9,326.68	2,572.10	294.47	2,866.57	123.23	171.24
Fallon, William H.	10,603.84	2,924.32	334.79	3,259.11	140.11	194.69
Fallon, William H.	9,338.19	2,575.28	294.83	2,870.11	123.38	171.45
Finley, Larry	6,670.14	1,839.48	210.59	2,050.08	88.13	122.46
Finley, Teresa	6,670.14	1,839.48	210.59	2,050.08	88.13	122.46
Finnson, Elaine M.	6,586.30	1,816.36	207.95	2,024.31	87.02	120.92
Finnson, Elaine M.	6,586.30	1,816.36	207.95	2,024.31	87.02	120.92
Forrest, Georgina M.	9,338.19	2,575.28	294.83	2,870.11	123.38	171.45
Foster, Rachel	13,340.27	3,678.97	421.19	4,100.15	176.26	244.93
Fox, Thomas	13,329.71	3,676.05	420.86	4,096.91	176.12	244.73
Freadrich, Les	13,340.27	3,678.97	421.19	4,100.15	176.26	244.93

Dividend Sheet
In the Matter of the Proposal of
Inveridge Development Corp. & 844713 Alberta Ltd.

	Claim	Interim Dividend	Final Dividend	Total Dividends	Levy	Final Payment
Furlan, Barbara	20,980.27	5,785.92	662.41	6,448.32	277.21	385.20
Furlan, Deanne V.	7,176.44	1,979.11	226.58	2,205.69	94.82	131.76
Furlan, Diana	13,340.27	3,678.97	421.19	4,100.15	176.26	244.93
Furlan, Nives	6,670.14	1,839.48	210.59	2,050.08	88.13	122.46
Furlan, Nives	6,602.74	1,820.90	208.47	2,029.36	87.24	121.23
Furlan, Valentino	6,670.14	1,839.48	210.59	2,050.08	88.13	122.46
Gentles, Brian R.	13,340.27	3,678.97	421.19	4,100.15	176.26	244.93
Geronazzo, Marina	13,340.27	3,678.97	421.19	4,100.15	176.26	244.93
Gilliland-Bartlett, Merry	13,340.27	3,678.97	421.19	4,100.15	176.26	244.93
Goodman, Janice L.	6,627.40	1,827.70	209.25	2,036.94	87.57	121.68
Gregory, David	9,338.19	2,575.28	294.83	2,870.11	123.38	171.45
Guardia Investments	6,670.14	1,839.48	210.59	2,050.08	88.13	122.46
Hagel, Vince	6,670.14	1,839.48	210.59	2,050.08	88.13	122.46
Hames, Anne	6,668.49	1,839.03	210.54	2,049.57	88.11	122.43
Hamzeh, Fawzi	11,993.14	3,307.46	378.66	3,686.11	158.46	220.19
Hamzeh, Samira	6,662.85	1,837.47	210.36	2,047.84	88.04	122.33
Hanlon, Robert W.	6,670.14	1,839.48	210.59	2,050.08	88.13	122.46
Harding, Rick G.	13,340.27	3,678.97	421.19	4,100.15	176.26	244.93
Harkness, Elaine	13,340.27	3,678.97	421.19	4,100.15	176.26	244.93
Harvey Biehn & Belva Moodie	15,998.91	4,412.16	505.13	4,917.29	211.39	293.74
Hawke, Robert A.	6,670.14	1,839.48	210.59	2,050.08	88.13	122.46
Heldt, Shawn E.	26,345.21	7,265.45	831.79	8,097.25	348.10	483.70
Helischauer, Dawn	8,004.16	2,207.38	252.71	2,460.09	105.76	146.96
Hiller, Scott	6,665.61	1,838.23	210.45	2,048.69	88.07	122.38
Hofland, Richard	26,652.86	7,350.30	841.51	8,191.80	352.16	489.34
Horn, Larry	13,340.27	3,678.97	421.19	4,100.15	176.26	244.93
Home, Elizabeth	6,594.13	1,818.52	208.20	2,026.72	87.13	121.07
Hornford, David J.	6,668.49	1,839.03	210.54	2,049.57	88.11	122.43
Horsman, C. Paul	6,670.14	1,839.48	210.59	2,050.08	88.13	122.46
Horvath, Diane T.	6,668.49	1,839.03	210.54	2,049.57	88.11	122.43
Hoyseth, Rebecca	6,670.14	1,839.48	210.59	2,050.08	88.13	122.46
Humenny, Mike & Helen	20,010.41	5,518.45	631.78	6,150.23	264.40	367.39
Humphrey, Jeffrey	13,340.27	3,678.97	421.19	4,100.15	176.26	244.93
Jack, Robert K.	57,363.18	15,819.56	1,811.12	17,630.67	757.93	1,053.18
Jensen-Semeniuk, Sharon	6,670.14	1,839.48	210.59	2,050.08	88.13	122.46
Jensen-Semeniuk, Sharon	14,467.95	3,989.96	456.79	4,446.75	191.16	265.63
Jensen-Semeniuk, Sharon	13,340.27	3,678.97	421.19	4,100.15	176.26	244.93
Joly, Adrien	11,992.13	3,307.18	378.63	3,685.80	158.45	220.17
Joly, Shawna	13,324.59	3,674.64	420.69	4,095.34	176.06	244.64
Jonas, Christine A.	13,340.27	3,678.97	421.19	4,100.15	176.26	244.93
Joorisity, Shirley A.	6,670.14	1,839.48	210.59	2,050.08	88.13	122.46
Kardash, Brenda	13,336.99	3,678.06	421.09	4,099.15	176.22	244.87

Dividend Sheet
In the Matter of the Proposal of
Inveridge Development Corp. & 844713 Alberta Ltd.

	Claim	Interim Dividend	Final Dividend	Total Dividends	Levy	Final Payment
Katz, Sheila	15,905.75	4,386.47	502.19	4,888.66	210.16	292.03
Koop, Donna	6,670.14	1,839.48	210.59	2,050.08	88.13	122.46
Kotte, Robert	6,670.14	1,839.48	210.59	2,050.08	88.13	122.46
Krause, Danielle	10,672.22	2,943.17	336.95	3,280.12	141.01	195.94
Krauss, Carol	10,672.22	2,943.17	336.95	3,280.12	141.01	195.94
Kuhme, Rieneke E.	8,004.16	2,207.38	252.71	2,460.09	105.76	146.96
Kushnir, Rebecca T.	8,004.16	2,207.38	252.71	2,460.09	105.76	146.96
Kwan, Yuhin	6,670.14	1,839.48	210.59	2,050.08	88.13	122.46
Lambe, John A	6,670.14	1,839.48	210.59	2,050.08	88.13	122.46
Langer, Andrea	80,041.64	22,073.80	2,527.14	24,600.93	1,057.58	1,469.56
Langmaid, Andrew P.	10,672.22	2,943.17	336.95	3,280.12	141.01	195.94
Larson, Terry N.	6,670.14	1,839.48	210.59	2,050.08	88.13	122.46
Le Blanc, Daniel	19,989.28	5,512.62	631.12	6,143.74	264.12	367.00
LeGeyt, Charles H.	26,673.97	7,356.12	842.17	8,198.29	352.44	489.73
LeGeyt, Maria	17,338.08	4,781.48	547.41	5,328.89	229.09	318.33
MacPhee, Walter C.	13,340.27	3,678.97	421.19	4,100.15	176.26	244.93
Magnus, Arnold	22,678.47	6,254.24	716.02	6,970.27	299.65	416.37
Manning, Richel	12,006.25	3,311.07	379.07	3,690.14	158.64	220.43
Mathieu, Joan M.	6,670.14	1,839.48	210.59	2,050.08	88.13	122.46
Mayert, Lorraine E.	6,670.14	1,839.48	210.59	2,050.08	88.13	122.46
McBride, Amanda	6,662.97	1,837.51	210.37	2,047.88	88.04	122.33
McBride, Amanda	21,344.44	5,886.35	673.90	6,560.25	282.02	391.88
McCafferty, Michael	18,671.78	5,149.28	589.52	5,738.80	246.71	342.81
McDonald, Daniel	26,680.55	7,357.93	842.38	8,200.31	352.53	489.85
McKay, Ron	13,340.27	3,678.97	421.19	4,100.15	176.26	244.93
McKee, Candida	6,668.49	1,839.03	210.54	2,049.57	88.11	122.43
McKone, Joel E.	6,670.14	1,839.48	210.59	2,050.08	88.13	122.46
Mellstrom, Bill	9,338.19	2,575.28	294.83	2,870.11	123.38	171.45
Miller, Raynell	6,663.37	1,837.62	210.38	2,048.00	88.04	122.34
Mizera, Blaine D.	6,670.14	1,839.48	210.59	2,050.08	88.13	122.46
Moen, Kenneth	6,670.14	1,839.48	210.59	2,050.08	88.13	122.46
Morris, Patty J.	6,670.14	1,839.48	210.59	2,050.08	88.13	122.46
Morrison, Barry	18,556.71	5,117.55	585.89	5,703.44	245.19	340.70
Morrison, Kelly	33,136.99	9,138.48	1,046.23	10,184.71	437.83	608.39
Mulzet, Bev J.	66,640.54	18,378.06	2,104.03	20,482.08	880.51	1,223.51
Mulzet, John J.	66,640.54	18,378.06	2,104.03	20,482.08	880.51	1,223.51
Munkholm, Valorie E.	6,668.49	1,839.03	210.54	2,049.57	88.11	122.43
Negraeff, Eli	13,325.87	3,674.99	420.73	4,095.73	176.07	244.66
Neil H. Lundy Professional Corporation	12,301.37	3,392.46	388.39	3,780.85	162.54	225.85
Nguyen, Hoi	6,662.93	1,837.50	210.37	2,047.86	88.04	122.33
Nguyen, Huong	6,662.65	1,837.42	210.36	2,047.78	88.03	122.33
Norlander, Stanley C.	29,415.67	8,112.22	928.73	9,040.96	388.67	540.07

Dividend Sheet
In the Matter of the Proposal of
Inverridge Development Corp. & 844713 Alberta Ltd.

	Claim	Interim Dividend	Final Dividend	Total Dividends	Levy	Final Payment
Norlander, Stanley C.	23,945.42	6,603.64	756.02	7,359.67	316.39	439.64
Nurkowski, John R.	19,670.14	5,424.61	621.04	6,045.65	259.90	361.14
Oosthuysen, Herman	6,668.49	1,839.03	210.54	2,049.57	88.11	122.43
Orr, Robert	13,325.95	3,675.02	420.74	4,095.75	176.07	244.66
Osiowy Timothy	10,672.22	2,943.17	336.95	3,280.12	141.01	195.94
Ostapowich, Clayton	6,665.49	1,838.20	210.45	2,048.65	88.07	122.38
Page, Robert	6,670.14	1,839.48	210.59	2,050.08	88.13	122.46
Parkin, Bryan	6,670.14	1,839.48	210.59	2,050.08	88.13	122.46
Parsonage, Julie	6,670.14	1,839.48	210.59	2,050.08	88.13	122.46
Parsonage, Julie	6,670.14	1,839.48	210.59	2,050.08	88.13	122.46
Paterson, James B.	11,992.78	3,307.36	378.65	3,686.00	158.46	220.19
Paterson, Julie	11,992.78	3,307.36	378.65	3,686.00	158.46	220.19
Peacock, Debbie	13,336.99	3,678.06	421.09	4,099.15	176.22	244.87
Perzinger, Anton	6,670.14	1,839.48	210.59	2,050.08	88.13	122.46
Pfisterer, Susanna W.	6,670.14	1,839.48	210.59	2,050.08	88.13	122.46
Picard, George	6,670.14	1,839.48	210.59	2,050.08	88.13	122.46
Pilon, Carol	16,004.38	4,413.67	505.30	4,918.97	211.46	293.84
Pinsent, Grant A	13,254.79	3,655.39	418.49	4,073.88	175.13	243.36
Pirart, Ronald A.	22,384.32	6,173.12	706.74	6,879.86	295.76	410.97
Pirart, Ronald A.	5,343.73	1,473.69	168.72	1,642.40	70.61	98.11
Pirart, Ronald A.	16,004.38	4,413.67	505.30	4,918.97	211.46	293.84
Pirart, Ronald A.	6,670.14	1,839.48	210.59	2,050.08	88.13	122.46
Pirart, Sharon	13,340.27	3,678.97	421.19	4,100.15	176.26	244.93
Pisko-Dubienski, Ralph	9,335.89	2,574.64	294.76	2,869.40	123.35	171.41
Po, Erwin W.	6,668.49	1,839.03	210.54	2,049.57	88.11	122.43
Poletto, Carlo	10,603.84	2,924.32	334.79	3,259.11	140.11	194.69
Popiolek, Maureen E.	10,672.22	2,943.17	336.95	3,280.12	141.01	195.94
Rachansky, Verna	6,670.14	1,839.48	210.59	2,050.08	88.13	122.46
Raffin, Lawrence	13,324.51	3,674.62	420.69	4,095.31	176.06	244.64
Ray, Tara Denise	6,670.14	1,839.48	210.59	2,050.08	88.13	122.46
Reed, Lyman	26,665.01	7,353.65	841.89	8,195.54	352.32	489.57
Reynen, John	12,006.25	3,311.07	379.07	3,690.14	158.64	220.43
Ripley, Greg	14,670.68	4,045.86	463.19	4,509.06	193.84	269.35
Robblee, Virginia A.	14,656.22	4,041.88	462.74	4,504.61	193.65	269.09
Roberts, Adrienne	8,004.16	2,207.38	252.71	2,460.09	105.76	146.96
Roering, Patricia	6,670.14	1,839.48	210.59	2,050.08	88.13	122.46
Rosso, Dale	8,004.16	2,207.38	252.71	2,460.09	105.76	146.96
Rothman, Leo	46,690.96	12,876.38	1,474.16	14,350.55	616.92	857.24
Ryan, Dale	13,340.27	3,678.97	421.19	4,100.15	176.26	244.93
Salkauskas, Kestutis	13,330.35	3,676.23	420.88	4,097.11	176.13	244.74
Santos, Alice	39,974.25	11,024.06	1,262.10	12,286.15	528.17	733.92
Scarlett, Russell	6,663.17	1,837.56	210.37	2,047.94	88.04	122.34

Dividend Sheet
In the Matter of the Proposal of
Inveridge Development Corp. & 844713 Alberta Ltd.

	Claim	Interim Dividend	Final Dividend	Total Dividends	Levy	Final Payment
Scarlett, Russell	16,008.33	4,414.76	505.43	4,920.19	211.52	293.91
Schafer, Armin	13,340.27	3,678.97	421.19	4,100.15	176.26	244.93
Schulz, Lisa	14,668.05	4,045.14	463.11	4,508.25	193.81	269.30
Scott, Norman L.	34,684.71	9,565.31	1,095.09	10,660.40	458.28	636.81
Seitz, Tim	20,010.41	5,518.45	631.78	6,150.23	264.40	367.39
Shaw, Penelope Gail	6,668.49	1,839.03	210.54	2,049.57	88.11	122.43
Shorrocks, Barbara	6,670.14	1,839.48	210.59	2,050.08	88.13	122.46
Siemens, Albert E.	15,905.75	4,386.47	502.19	4,888.66	210.16	292.03
Skjonsberg, Alfred	23,983.68	6,614.19	757.23	7,371.42	316.89	440.34
Skjonsberg, Florrie	30,033.39	8,282.58	948.24	9,230.81	396.83	551.41
Skjonsberg, Florrie	20,598.83	5,680.72	650.36	6,331.09	272.17	378.19
Sloan, Al	39,987.20	11,027.63	1,262.51	12,290.13	528.35	734.16
Smith, Wayne	6,670.14	1,839.48	210.59	2,050.08	88.13	122.46
Somer, Norma	13,326.91	3,675.28	420.77	4,096.05	176.09	244.68
Sparrow, Todd	10,660.57	2,939.96	336.58	3,276.54	140.86	195.73
Sparrow, Todd	6,670.14	1,839.48	210.59	2,050.08	88.13	122.46
Spence, Elizabeth A.	6,668.49	1,839.03	210.54	2,049.57	88.11	122.43
Spicer, Leslie D.	33,350.68	9,197.41	1,052.97	10,250.39	440.66	612.32
Steeves, Pamela	6,666.33	1,838.43	210.47	2,048.91	88.08	122.39
Stephens, Ian	6,670.14	1,839.48	210.59	2,050.08	88.13	122.46
Stephenson, Robert L.	9,335.89	2,574.64	294.76	2,869.40	123.35	171.41
Stewart, Alexander	6,670.14	1,839.48	210.59	2,050.08	88.13	122.46
Stobart, Mark	6,670.14	1,839.48	210.59	2,050.08	88.13	122.46
Suddaby, Kevin	13,425.75	3,702.54	423.89	4,126.43	177.39	246.50
Thome, Donald	9,338.19	2,575.28	294.83	2,870.11	123.38	171.45
Tkalych, Dianne	19,998.16	5,515.07	631.40	6,146.47	264.23	367.16
Tkalych, P. James	19,998.16	5,515.07	631.40	6,146.47	264.23	367.16
Trace, Monica C.	20,005.48	5,517.09	631.63	6,148.72	264.33	367.30
Tucker, Kathryn J. W.	13,340.27	3,678.97	421.19	4,100.15	176.26	244.93
Turner, Evelyn	8,004.16	2,207.38	252.71	2,460.09	105.76	146.96
Vande Schoot, Casey	6,670.14	1,839.48	210.59	2,050.08	88.13	122.46
Vande Schoot, Jennifer	6,670.14	1,839.48	210.59	2,050.08	88.13	122.46
Villard, Frank R.	68,042.74	18,764.75	2,148.30	20,913.05	899.04	1,249.26
Villard, Frank R.	38,442.74	10,601.70	1,213.74	11,815.44	507.94	705.81
Voysey, Barbara	15,487.56	4,271.14	488.99	4,760.13	204.64	284.35
Voysey, Barbara	119,293.15	32,898.54	3,766.42	36,664.95	1,576.21	2,190.21
Walker, Donald V.	13,340.27	3,678.97	421.19	4,100.15	176.26	244.93
Walker, Sandra J.	6,670.14	1,839.48	210.59	2,050.08	88.13	122.46
Watson, Steve	10,672.22	2,943.17	336.95	3,280.12	141.01	195.94
Watson, Steve	45,066.30	12,428.34	1,422.87	13,851.20	595.46	827.41
Watson, Tracey	14,674.30	4,046.86	463.31	4,510.17	193.89	269.42
Watt, Donald D.	79,847.67	22,020.30	2,521.01	24,541.32	1,055.02	1,466.00

Dividend Sheet
In the Matter of the Proposal of
Inveridge Development Corp. & 844713 Alberta Ltd.

	Claim	Interim Dividend	Final Dividend	Total Dividends	Levy	Final Payment
Watt, Donald D.	13,521.92	3,729.06	426.92	4,155.99	178.66	248.26
Werkman, Barbara	5,713.42	1,575.64	180.39	1,756.03	75.49	104.90
Whalley, Lori J.	7,999.07	2,205.97	252.55	2,458.53	105.69	146.86
Whalley, Lori J.	26,900.27	7,418.53	849.32	8,267.84	355.43	493.89
White, Cathy R.	6,670.14	1,839.48	210.59	2,050.08	88.13	122.46
Widmer, Constance	6,670.14	1,839.48	210.59	2,050.08	88.13	122.46
Widmer, Constance	35,654.79	9,832.84	1,125.72	10,958.56	471.10	654.62
Wilson, Darryn	12,906.30	3,559.29	407.49	3,966.77	170.53	236.96
Wilson, Sean	10,172.31	2,805.31	321.17	3,126.48	134.41	186.76
Wolfe, J.F. Randall	13,340.27	3,678.97	421.19	4,100.15	176.26	244.93
Worrall, Maureen June	26,673.97	7,356.12	842.17	8,198.29	352.44	489.73
Wright, Alfred	6,668.49	1,839.03	210.54	2,049.57	88.11	122.43
Young, Ila F. c/o Bill Young	6,707.95	1,849.91	211.79	2,061.70	88.63	123.16
Sub-Total:	3,988,702.38	1,100,000.00	125,934.46	1,225,934.46	52,702.22	73,232.24
Grand Total:	4,513,220.42	1,100,000.00	129,934.46	1,229,934.46	52,874.18	77,060.28